

10 RADIATION

The number of objects directly detected via gravitational waves can be counted on two hands and a toe (11 as of early 2019). In contrast, billions and billions of astronomical objects have been detected via *electromagnetic* radiation. Throughout history and up to today, astronomy is almost completely dependent on EM radiation, as photons and/or waves, to carry the information we need to observatories on or near Earth.

To motivate us, let's compare two spectra of similarly hot sources, shown in Fig. 11.

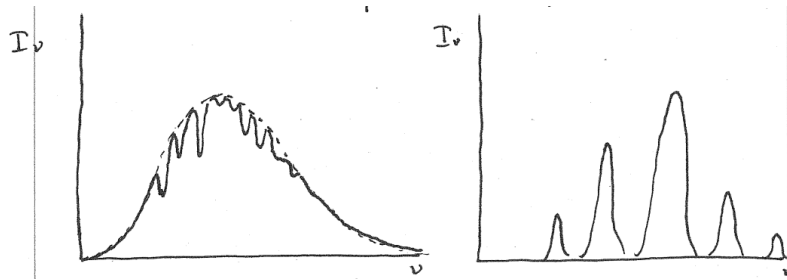


Figure 11: Toy spectra of two hot sources, $\sim 10^4$ K. Left: a nearly-blackbody A0 star with a few absorption lines. Right: central regions of Orion Nebula, showing only emission lines and no continuum.

In a sense we're moving backward: we'll deal later with how these photons are actually created. For now, our focus is on the **radiative transfer** from source to observer. We want to develop the language to explain and describe the difference between these spectra of two hot gas masses.

10.1 Radiation from Space

The light emitted from or passing through objects in space is almost the only way that we have to probe the vast majority of the universe we live in. The most distant object to which we have traveled and brought back samples, besides the moon, is a single asteroid. Collecting solar wind gives us some insight into the most tenuous outer layers of our nearby star, and meteorites on earth provide insight into planets as far away as Mars, but these are the only things from space that we can study in laboratories on earth. Beyond this, we have sent unmanned missions to land on Venus, Mars, and asteroids and comets. To study anything else in space we have to interpret the radiation we get from that source. As a result, understanding the properties of radiation, including the variables and quantities it depends on and how it behaves as it moves through space, is then key to interpreting almost all of the fundamental observations we make as astronomers.

Energy

To begin to define the properties of radiation from astronomical objects, we will start with the energy that we receive from an emitting source somewhere in space. Consider a source of radiation in the vacuum of space (for familiarity, you can think of the sun). At some point in space away from our source of radiation we want to understand the amount of energy dE that is received from this source. What is this energy proportional to?

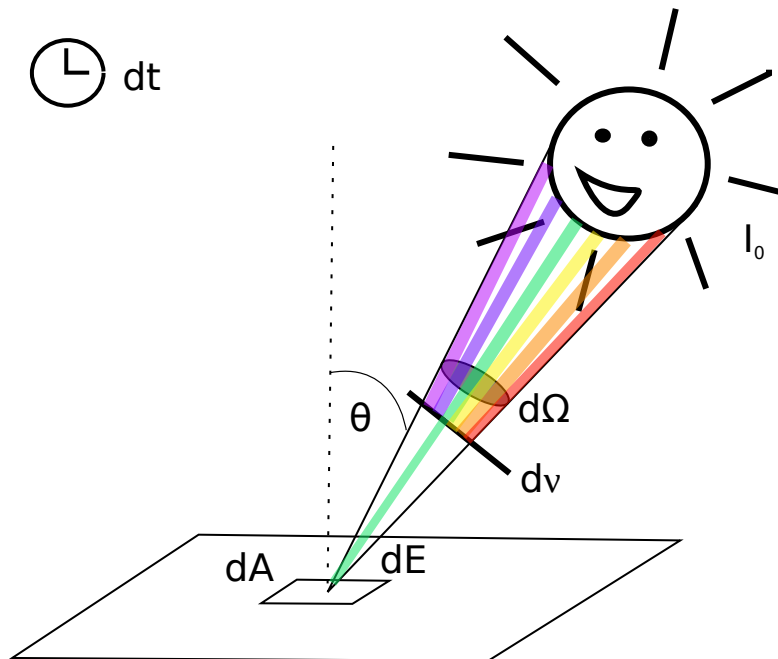


Figure 12: Description of the energy detected at a location in space for a period of time dt over an area dA arriving at an angle θ from an object with intensity I_0 , an angular size $d\Omega$, through a frequency range $d\nu$ (in this case, only the green light).

As shown in Figure 12, our source of radiation has an intensity I_0 (we will get come back to this in a moment) over an apparent angular size (solid angle) of $d\Omega$. Though it may give off radiation over a wide range of frequencies, as is often the case in astronomy we only concern ourselves with the energy emitted in a specific frequency range $\nu+d\nu$ (think of using a filter to restrict the colors of light you see, or even just looking at something with your eyeball, which only detects radiation in the visible range). At the location of detection, the radiation passes through some area dA in space (an area perhaps like a spot on the surface of Earth) at an angle θ away from the normal to that surface. The last property of the radiation that we might want to consider is that we are detecting it over a given window of time (and many astronomical sources are time-variable). You might be wondering why the distance between

our detector and the source is not being mentioned yet: we will get to this.

Considering these variables, the amount of energy that we detect will be proportional to the apparent angular size of our object, the range of frequencies over which we are sensitive, the time over which we collect the radiation, and the area over which we do this collection. The constant of proportionality is the **specific intensity** of our source: I_0 . Technically, as this is the intensity just over a limited frequency range, we will write this as $I_{0,\nu}$.

In equation form, we can write all of this as:

$$(90) \quad dE_\nu = I_{0,\nu} \cos\theta \, dA \, d\Omega \, d\nu \, dt$$

Here, the $\cos\theta \, dA$ term accounts for the fact that the area that matters is actually the area “seen” from the emitting source. If the radiation is coming straight down toward our unit of area dA , it “sees” an area equal to that of the full dA ($\cos\theta = 1$). However, if the radiation comes in at a different angle θ , then it “sees” our area dA as being tilted: as a result, the apparent area is smaller ($\cos\theta < 1$). You can test this for yourself by thinking of the area dA as a sheet of paper, and observing how its apparent size changes as you tilt it toward or away from you.

Intensity

Looking at Equation 90, we can figure out the units that the specific intensity must have: energy per time per frequency per area per solid angle. In SI units, this would be $\text{W Hz}^{-1} \text{m}^{-2} \text{sr}^{-1}$. Specific intensity is also sometimes referred to as **surface brightness**, as this quantity refers to the brightness over a fixed angular size on the source (in O/IR astronomy, surface brightness is measured in magnitudes per square arcsec). Technically, the specific intensity is a 7-dimensional quantity: it depends on position (3 space coordinates), direction (two more coordinates), frequency (or wavelength), and time. As we’ll see below, we can equivalently parameterize the radiation with three coordinates of position, three of momentum (for direction, and energy/frequency), and time.

Flux

The **flux density** from a source is defined as the total energy of radiation received from all directions at a point in space, per unit area, per unit time, per frequency. Given this definition, we can modify equation 90 to give the flux density at a frequency ν :

$$(91) \quad F_\nu = \int_{\Omega} \frac{dE_\nu}{dA \, dt \, d\nu} = \int_{\Omega} I_\nu \cos\theta \, d\Omega$$

The total flux at all frequencies (the **bolometric flux**) is then:

$$(92) \quad F = \int_{\nu} F_\nu \, d\nu$$

As expected the SI units of flux are W m^{-2} ; e.g., the aforementioned Solar Constant (the flux incident on the Earth from the Sun) is roughly 1400 W m^{-2} .

The last, related property that one should consider (particularly for spatially well-defined objects like stars) is the **Luminosity**. The luminosity of a source is the total energy emitted per unit time. The SI unit of luminosity is just Watts. Luminosity can be determined from the flux of an object by integrating over its entire surface:

$$(93) \quad L = \int F dA$$

As with flux, there is also an equivalent luminosity density, L_v , defined analogously to Eq. 92.

Having defined these quantities, we now ask how the flux you detect from a source varies as you increase the distance to the source. Looking at Figure 13, we take the example of our happy sun and imagine two spherical shells or bubbles around the sun: one at a distance R_1 , and one at a distance R_2 . The amount of energy passing through each of these shells per unit time is the same: in each case, it is equal to the luminosity of the sun, L_{\odot} . However, as $R_2 > R_1$, the surface area of the second shell is greater than the first shell. Thus, the energy is spread thinner over this larger area, and the flux (which by definition is the energy per unit area) must be smaller for the second shell. Comparing the equations for surface area, we see that flux decreases proportionally to $1/d^2$.

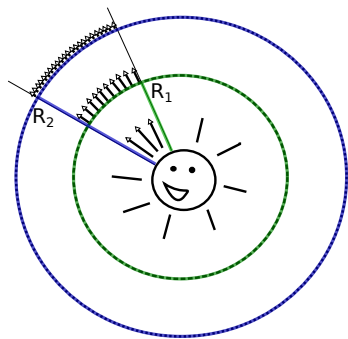


Figure 13: A depiction of the flux detected from our sun as a function of distance from the sun. Imagining shells that fully enclose the sun, we know that the energy passing through each shell per unit time must be the same (equal to the total luminosity of the sun). As a result, the flux must be less in the larger outer shell: reduced proportionally to $1/d^2$

10.2 Conservation of Specific Intensity

We have shown that the flux obeys an inverse square law with distance from a source. How does the specific intensity change with distance? The specific